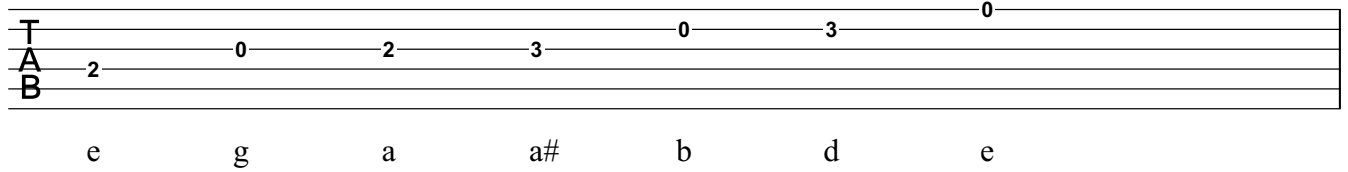


# Preliminary Scales

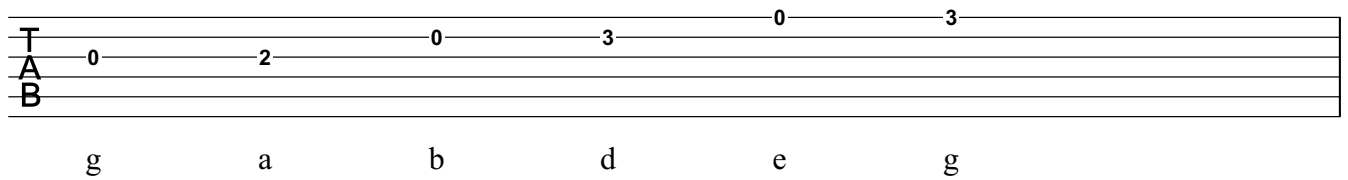
## E Blues



A guitar scale diagram for the E Blues scale. The strings are labeled T (Top), A (Second), and B (Bottom) from top to bottom. The notes and their fret positions are: e (open), g (2nd fret), a (2nd fret), a# (3rd fret), b (open), d (3rd fret), and e (open).

T								
A	0	2	3	0	3	0		
B	2							
	e	g	a	a#	b	d	e	

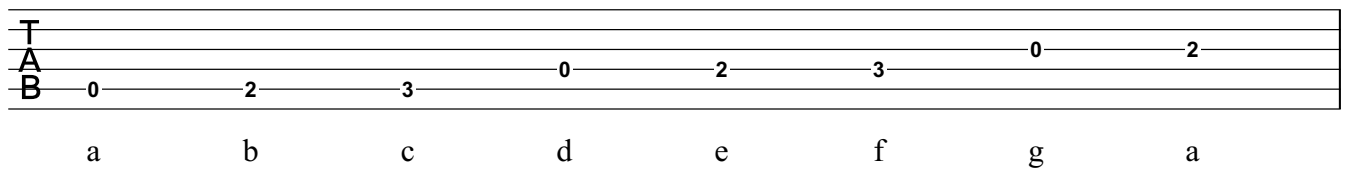
## G Pentatonic Major



A guitar scale diagram for the G Pentatonic Major scale. The strings are labeled T (Top), A (Second), and B (Bottom) from top to bottom. The notes and their fret positions are: g (open), a (2nd fret), b (open), d (3rd fret), e (open), and g (3rd fret).

T								
A	0	2	0	3	0	3		
B								
	g	a	b	d	e	g		

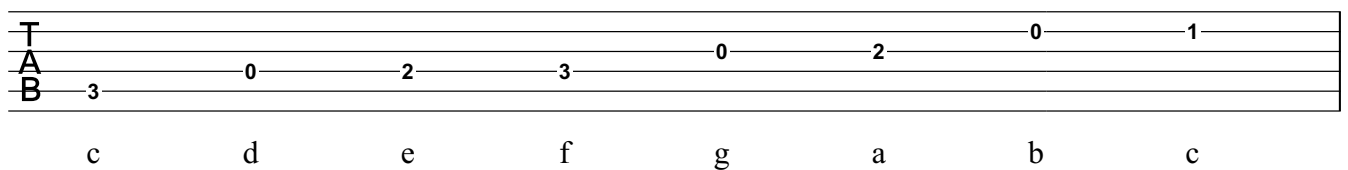
## A Natural Minor



A guitar scale diagram for the A Natural Minor scale. The strings are labeled T (Top), A (Second), and B (Bottom) from top to bottom. The notes and their fret positions are: a (open), b (2nd fret), c (3rd fret), d (open), e (2nd fret), f (3rd fret), g (open), and a (2nd fret).

T								
A				0	2	3	0	2
B	0	2	3					
	a	b	c	d	e	f	g	a

## C Major



A guitar scale diagram for the C Major scale. The strings are labeled T (Top), A (Second), and B (Bottom) from top to bottom. The notes and their fret positions are: c (open), d (open), e (2nd fret), f (3rd fret), g (open), a (2nd fret), b (open), and c (1st fret).

T								
A		0	2	3	0	2	0	1
B	3							
	c	d	e	f	g	a	b	c

Play evenly and distinctly.  
Aim for clarity over speed.  
[andyjmusic.co.uk](http://andyjmusic.co.uk)